

## Need help?

### User manual

See the user manual on the CD-ROM that is supplied with this product.

### Online

Go to [www.philips.com/dictation](http://www.philips.com/dictation)

## Benötigen Sie Hilfe?

### Benutzerhandbuch

Weitere Informationen finden Sie im Benutzerhandbuch auf der CD-ROM, die im Lieferumfang dieses Produktes enthalten ist.

### Online

Besuchen Sie [www.philips.com/dictation](http://www.philips.com/dictation)

## Besoin d'aide ?

### Manuel d'utilisation

Consultez le manuel d'utilisation figurant sur le CD-ROM fourni avec ce produit.

### En ligne

Visitez notre site [www.philips.com/dictation](http://www.philips.com/dictation)

## ¿Necesita ayuda?

### Manual del usuario

Consulte el manual del usuario en el CD-ROM que se incluye con el producto.

### En línea

Dirijase a [www.philips.com/dictation](http://www.philips.com/dictation)

## Per assistenza

### Manuale di istruzioni

Consultare il manuale di istruzioni presente sul CD-ROM fornito con questo prodotto.

### Online

Andare su [www.philips.com/dictation](http://www.philips.com/dictation)

## Hulp nodig?

### Gebruikershandleiding

Raadpleeg de gebruikershandleiding op de CD-ROM die bij het product is meegeleverd.

### Online

Ga naar [www.philips.com/dictation](http://www.philips.com/dictation)

## Behöver du hjälp?

### Användarhandbok

Se användarhandboken på CD-ROM-skivan som medföljde produkten.

### Online

Gå till [www.philips.com/dictation](http://www.philips.com/dictation)



© 2010 Royal Philips Electronics. All rights reserved.

Specifications are subject to change without notice.

Trademarks are the property of Royal Philips Electronics or their respective owners.

Document Version 3.0, 08/06/2010.

5103 109 9691.2

For product information and support, visit [www.philips.com/dictation](http://www.philips.com/dictation)

# POCKET MEMO

LFH0955

Conference recording system with SpeechExec dictation software



# PHILIPS

**EN** Quick start guide

**DE** Kurzanleitung

**FR** Guide de démarrage rapide

**ES** Guía de inicio rápido

**IT** Guida rapida di introduzione

**NL** Snelle startgids

**SV** Snabbstartsguide

# What's in the box

● Verpackungsinhalt ● Contenu de l'emballage ● Contenido del embalaje  
● Contenuto della confezione ● Wat is meegeleverd ● Förpackningens innehåll



- Digital recorder
- Digitaler Recorder
- Enregistreur numérique
- Grabadora digital
- Registratore digitale
- Digitale recorder
- Digital inspelningsenhet



- Docking station
- Station d'accueil
- Base de conexión
- Base di connessione
- Docking station
- Dockningsstation



- Remote control
- Fernbedienung
- Télécommande
- Mando a distancia
- Comando a distanza
- Afstandsbediening
- Fjärrkontroll



- AC charger
- Ladegerät
- Chargeur secteur
- Cargador
- Alimentatore CA
- A/C-oplader
- Nätladdare



- Power clips
- Steckeradapter
- Embouts adaptés
- Adaptadores de alimentación
- Spina di alimentazione
- Stroomclips
- Nätdapter



- Rechargeable batteries
- Akkus
- Piles rechargeables
- Baterías recargables
- Batterie ricaricabili
- Opladbare batterijen
- Laddningsbara batterier



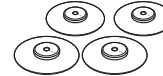
- USB cable
- USB-Kabel
- Câble USB
- Cable USB
- Cavo USB
- USB-kabel
- USB-kabel



- Memory card
- Speicherkarte
- Carte mémoire
- Tarjeta de memoria
- Scheda di memoria
- Geheugenkaart
- Minneskort



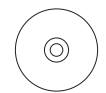
- Splitter cable
- Verteilerkabel
- Câble de répartition
- Cable separator
- Cavi di collegamento
- Splitterkabel
- Adapterkabel



- Meeting microphones
- Meeting-Mikrofone
- Microphones de réunion
- Microfonos para reuniones
- Microfoni da riunione
- Vergadermicrofoons
- Konferensmikrofoner



- Interview microphone
- Interviewmikrofon
- Microphone p. interview
- Microfono de entrevistas
- Microfono da intervista
- Interviewmicrofoon
- Intervjumikrofon



- CD-ROM
- CD-ROM
- CD-ROM
- CD-ROM
- CD-ROM
- CD-ROM
- CD-ROM



- User manual
- Benutzerhandbuch
- Manuel de l'utilisateur
- Manual del usuario
- Manuale di istruzioni
- Gebruikershandleiding
- Användarhandbok

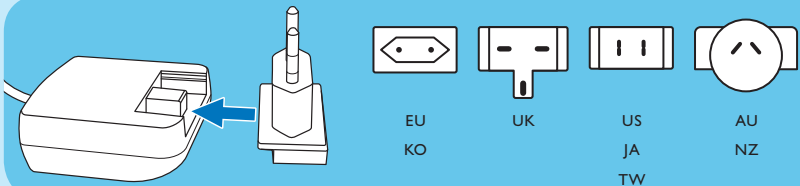


- Quick start guide
- Kurzanleitung
- Guide de démarrage rapide
- Guía de inicio rápido
- Guida rapida di introduzione
- Snelle startgids
- Snabbstartsguide

# 1 Connect

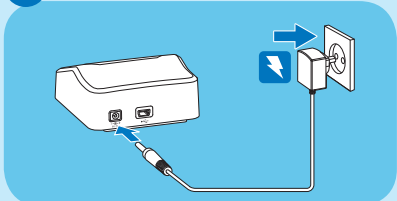
- Anschließen ● Brancher ● Conexión ● Collegamento ● Aansluiten ● Anslutning

## A Mount power clip to charger



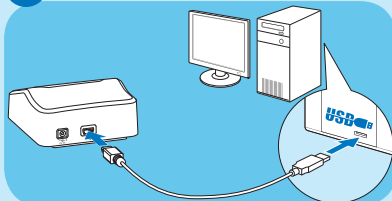
- Stecker an Ladegerät befestigen ● Insérer la fiche dans le chargeur
- Montar el enchufe en el cargador ● Inserire la spina nell'alimentatore
- Stekker insteken ● Anslut kontakten till nätladdaren

## B Connect power



- Stromversorgung anschließen ● Brancher au réseau
- Conectar a la alimentación ● Collegare l'alimentazione
- Aansluiten op het net ● Anslut strömmen

## C Connect to computer

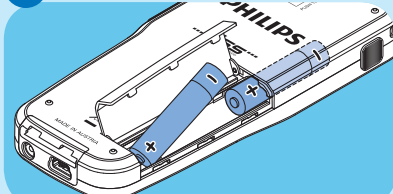


- Mit Computer verbinden ● Brancher à l'ordinateur
- Conectar al ordenador ● Connettere al computer
- Verbinden met computer ● Anslut till datorn

# 2 Install

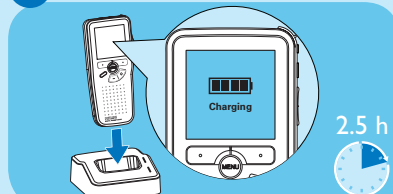
- Installation ● Installation ● Instalación ● Installazione ● Installatie ● Installation

## A Install the batteries



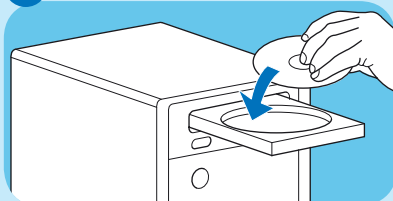
- Batterien einlegen ● Mettre les piles en place
- Colocar las baterías ● Inserire le batterie
- De batterijen plaatsen ● Installera batterierna

## B Charge



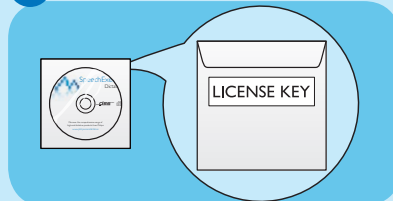
- Aufladen ● Charger
- Cargar ● Caricare
- Opladen ● Ladda

## C Install the software



- Software installieren ● Installation du logiciel
- Instalar el programa ● Installare il software
- De software installeren ● Installera programvaran

## D Software licence

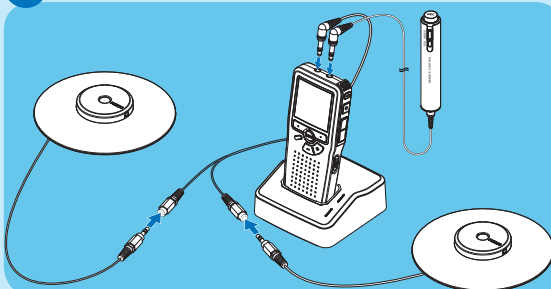


- Softwarelizenz ● Licence logiciel
- Licencia de software ● Licenza software
- Softwarelicentie ● Programvarulicens

# 3 Record

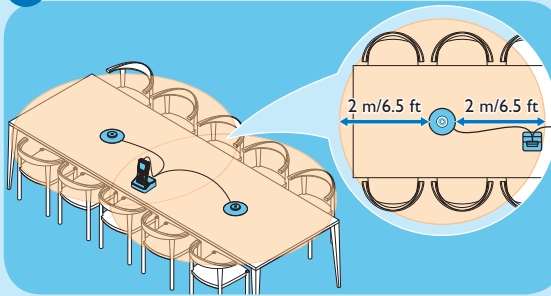
- Aufnehmen ● Enregistrer ● Grabación ● Registrare ● Opnemen ● Spela in

## A Connections overview



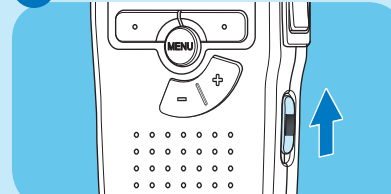
- Übersicht über Anschlüsse ● Présentation des connexions
- Descripción de las conexiones ● Panoramic dei collegamenti
- Overzicht van de aansluitingen ● Översikt över anslutningarna

## B Position the microphones



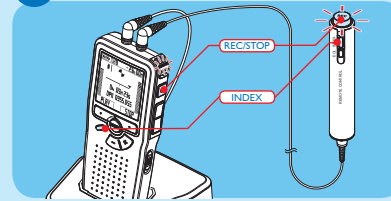
- Mikrofone positionieren ● Mettre en place les microphones
- Posicione los micrófonos ● Posizionare i microfoni
- Microfoons positioneren ● Placera mikrofonerna

## C Activate the Pocket Memo



- Aktivieren des Pocket Memo ● Mettre le Pocket Memo en service
- Activación del Pocket Memo ● Attivazione del Pocket Memo
- De Pocket Memo activeren ● Aktivera Pocket Memo

## D Create a recording



- Eine Aufnahme erstellen ● Créer un enregistrement
- Crear una grabación ● Creare una registrazione
- Maak een opname ● Skapa en inspelning

# 4 Download

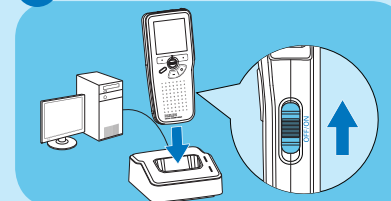
- Herunterladen ● Télécharger ● Descarga ● Download ● Downloaden ● Ladda ned

## A Start dictation software



- Diktiersoftware starten ● Lancer le logiciel de dictée
- Iniciar el software de dictado ● Avviare il software di dettatura
- Start dicteersoftware ● Starta dikteringsprogramvaran

## B Connect to computer



- Mit Computer verbinden ● Brancher à l'ordinateur
- Conectar al ordenador ● Connettere al computer
- Verbinden met computer ● Anslut till datorn